

TUMBLE DRYERS

LDR530, LDR635

FEATURES

- Easy-to-use timer
- Electrical, Gas and Steam heating
- Large door opening for easy loading and unloading (Ø68cm)
- Galvanized drum
- Radial airflow
- Large lint filter

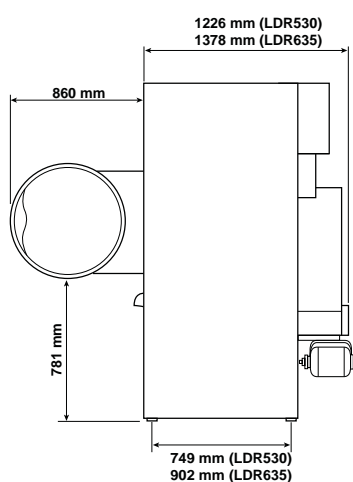
OPTIONS

- Stainless steel drum
- Stainless steel front panel
- Coin operated version
- Full OPL microprocessor
- Reversing drum
- Residual moisture control Sensodry+®
(only with Full OPL microprocessor):
 - lower energy and utility costs
 - lower linen replacement costs
- SafeTech™ Fire Suppression System

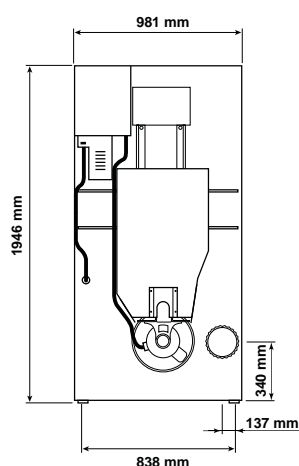


TYPE		LDR530	LDR635
CAPACITY			
Capacity	kg	25	34
Drum volume	l	528	634
Drum diameter	mm	Ø939	Ø939
AIRFLOW			
50 Hz	l/s	354	354
60 Hz	l/s	354	434
DRYING AVERAGE			
Gas heating	g/min	453	616
Electric heating	g/min	399	381
MOTOR			
Fan	kW	0,375	0,559
Drive	kW	0,375	0,559
GAS HEATING			
Energy	kW	38,1	48,3
Energy	kBTU/h	130	165
Electrical connection		1×200-240V 50/60Hz, 3×200-240V 50/60Hz 3×380-415V 50Hz, 3×380-415/440V 60Hz	
Gas connection	NPT	½"	½"
STEAM HEATING			
High pressure 6,9 bar	kW	52	61,6
	kBTU/h	178	210,3
Electrical connection		1×200-240V 50/60Hz, 3×200-240V 50/60Hz 3×380-415V 50Hz, 3×380-415/440V 60Hz	
Steam connection	NPT	¾"	¾"
ELECTRICAL HEATING			
Energy	kW	30	30
Electrical connection		3×200-240V 50/60Hz, 3×380-415 50Hz, 3×380-415/440V 60Hz	
EXHAUST			
	Ø/mm	203	203
DIMENSIONS			
H×W×D	mm	1946×981×1226	1946×981×1378
Net weight	kg	247	279
TRANSPORT DATA			
Gross weight	kg	273	307
Packing H×W×D	mm	2057×1054×1323	2057×1054×1433

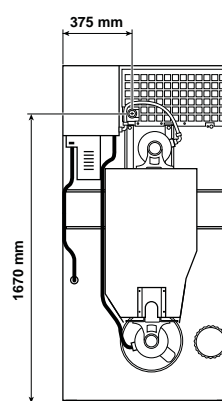
Side LDR 530 635



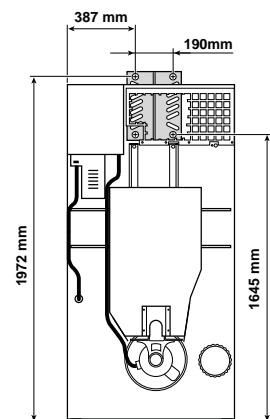
Back LDR 530 635 Electric



Back LDR 530 635 Gas



Back LDR 530 635 Steam



Lavamac preserves the right to change the machines and the specification in this leaflet at any time, without prior notice. Details and photographs are only for information and never binding.